



Catalog: OM255796

Scan to get more validated information



HA tag antibody

Catalog: OM255796

☐ 100ug

Product profile

Product name	HA tag antibody
Antibody Type	Tags Antibodies
Product description	Rabbit Polyclonal antibody to HA tag

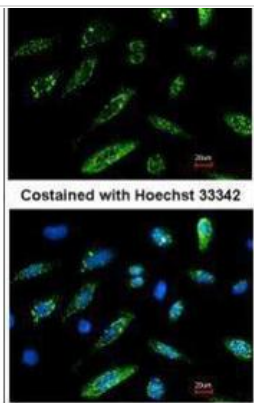
Key Feature

Clonality	Polyclonal
Isotype	IgG
Host Species	Rabbit
Tested Applications	ELISA ,ICC/IF ,IP ,WB ,IB
Concentration	1 mg/ml (Please refer to the vial label for the specific concentration)
Purification	Affinity purified

Target Information

Gene Synonyms	HA tag antibody, HA antibody, HA epitope tag antibody
---------------	---

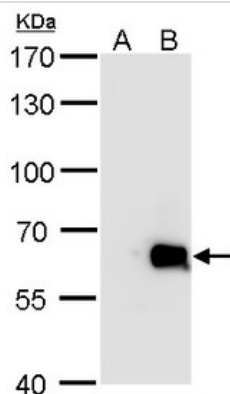
Application



Costained with Hoechst 33342

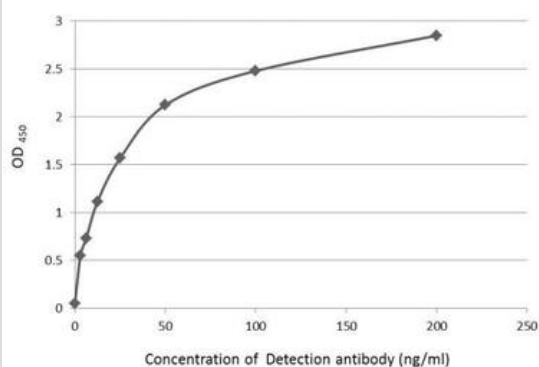
Application

Immunofluorescence analysis of HA-recombinant protein transfected HeLa cell which fixed with paraformaldehyde, using HA tag antibody at 1:500 dilution.



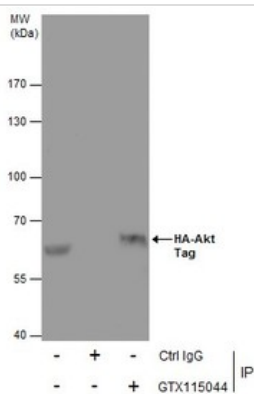
Application

HA tag antibody detects HA tag protein by western blot analysis. A. 30 μ g 293T whole cell lysate/extract B. 30 μ g whole cell lysate/extract of HA-human AKT-transfected 293T cells 7.5% SDS-PAGE HA tag antibody dilution: 1:5000 The HRP-conjugated anti-rabbit IgG antibody was used to detect the primary antibody.



Application

An ELISA plate is coated with 50 μ L of a DDDDK Tag conjugated BSA at concentration of 5 μ g/mL. The peptide conjugated carrier protein is coated and detected with anti-DDDDK Tag antibody at concentration ranged from 3.1 to 200 ng/mL.



Application

Immunoprecipitation of HA tag protein from 293T whole cell extracts using 5 μ g of HA tag antibody . Western blot analysis was performed using HA tag antibody . EasyBlot anti-Rabbit IgG was used as a secondary reagent .

Positive Control HA-human AKT-transfected 293T

Application Notes *Optimal dilutions/concentrations should be determined by the researcher. :

Additional Information

Form Liquid

Storage Instructions Keep as concentrated solution. Aliquot and store at -20°C or below. Avoid multiple freeze-thaw cycles.

Storage Buffer

1XPBS, 20% Glycerol (pH7). 0.01% Thimerosal was added as a preservative.

Note

The product is for research use only, not for use in diagnostic or therapeutic procedures.

OmnimAbs.com

order@Omnimabs.com

506 N. GARFIELD AVE #210 ALHAMBRA, CA 91801

This product is for research use only and is not approved for use in humans or in clinical diagnosis. Primary Antibodies are guaranteed for 1 year from date of receipt
